





IRONING BOARD
Engineered Series

EMBERTON™



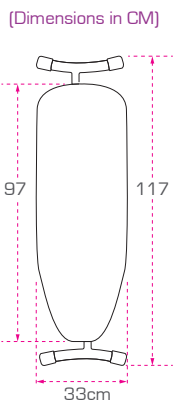
EXTRA THICK SUB-FRAME
Structure



SUPER THICK
Height Adjustment Rail



2MM FOAM & 5MM FELT
Combination Padding



MOULTON : EH50380

- Rugged Tube Frame Legs 38mm/28mm
- Steam Flow Metal Mesh Top
- 2mm Foam and 5mm Felt Combination Padding
- Smooth Binding Edges to Withstand Fraying
- Cover Material : Cotton with Felt Underlay
- Cover Colour : Charcoal Grey
- Frame Colour : Silver Grey
- Board Dimensions : 97cm x 33cm
- Maximum Height : 76cm

Our super strong series is a result of extensive research and development with industry professionals and hotels., working closely to identify the needs, habits and often rough treatment of hotel ironing boards.

Rugged & Durable - We have combined a rugged frame with extra heavy duty metal components and robotic welds to withstand guests' tough and heavy use.

The ultimate strength ironing board.

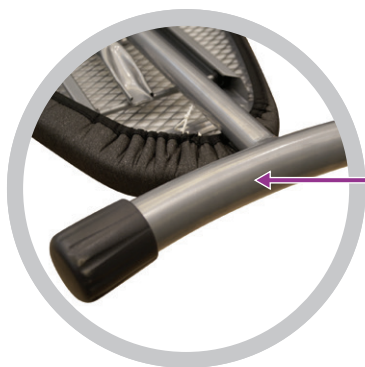





IRONING BOARD

Engineered Series


EMBERTON™




RUGGED TUBE
Frame Legs 38mm/28mm




STRONG DOUBLE HANDLE
Height Adjustment Lever



SUPER THICK
Height Adjustment Rail



EXTRA THICK
Safety Lock



EXTRA THICK SUB-FRAME
Structure




HEAVY DUTY ANGLE PROFILE
Metal Components & Robotic Welds




METALLIC HEAT REFLECTIVE
Iron Board Cover



SMOOTH BINDING EDGES
To Withstand Fraying



2MM FOAM & 5MM FELT
Combination Padding



STEAM FLOW METAL MESH
Top